

<http://www.hsc.unt.edu/education/gsbs/Admissions.cfm>

Visit our admissions page through the link above.
Carefully read through the application requirements

and start your application by clicking the "Click
here to apply now" link at the top of the page.

HSC- GSBS Online Application

[Find Your Existing Application](#)

[Start a New Application](#)

Create Your Application ID:

Create Your Application PIN:

Add

[Find Your Existing Application](#) | [Start a New Application](#)

Create your own application ID and PIN

Write these down somewhere safe in case you need to finish your application later

Click Add

You will begin at the Bio/Demographic information tab

Please be thorough as you work your way through the entire application.

Languages spoken fluently (other than English)

Last School Attended Not Currently Attending School

Graduation or Anticipated Graduation Date

Previous Attendance at UNTHSC

From Date

To Date

Click the magnifier to search for your school

Look Up

Look Up School ID

External Org ID: begins with

Description: begins with

Search Name: begins with

Organization Type: begins with

FICE Code: begins with

ATP Code: begins with

City: begins with

State: begins with

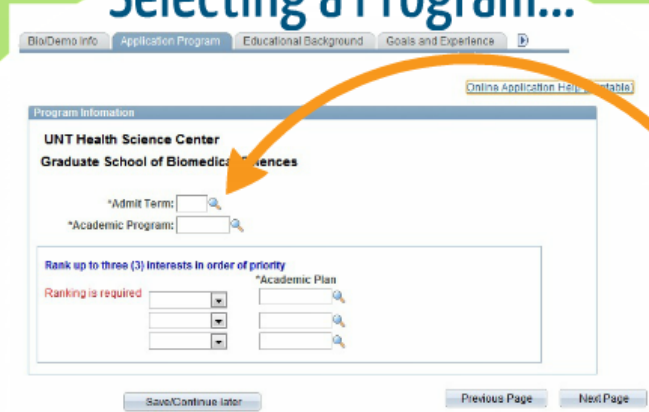
Country: begins with

Basic Lookup

Searching this table may take a long time. Enter values above before requesting Lookup.

Try searching with as little information as possible. Usually the city and state (2 letter abbreviation) works best.

Selecting a Program...





Bio/Demo Info Application Program Educational Background Goals and Experience

Online Application Help Available

Program Information




UNT Health Science Center
Graduate School of Biomedical Sciences

*Admit Term: 

*Academic Program: 

Rank up to three (3) interests in order of priority

Ranking is required

| | |
|----------------------|--|
| <input type="text"/> | *Academic Plan  |
| <input type="text"/> | <input type="text"/>  |
| <input type="text"/> | <input type="text"/>  |

Save/Continue later Previous Page Next Page

Click the magnifying glass and select the correct term from the pop up box
MS in Medical Sciences (pre-med program), MS in Biotechnology, and MS in Clinical Research Management begin in the summer.

The traditional bench-research MS & PhD programs begin in the fall.

Bio/Demo Info Application Program Educational Background Goals and Experience D

Online Application Help (printable)

Program Information

UNT Health Science Center
Graduate School of Biomedical Sciences

*Admit Term:

*Academic Program:

Rank up to three (3) interests in order of priority

| | | | |
|---------------------|----------------------|----------------|----------------------|
| Ranking is required | <input type="text"/> | *Academic Plan | <input type="text"/> |
| | <input type="text"/> | | <input type="text"/> |
| | <input type="text"/> | | <input type="text"/> |

Save/Continue later Previous Page Next Page

Click the magnifying glass and select the degree you would like to pursue.

Click the magnifying glass and select the plan (major, program) you'd like to pursue. Add 2 additional choices if applicable and rank them.

(If you are only interested in one plan; then select one and rank it as 1)

Provide your education history...

Official transcripts from U.S. schools/colleges must be submitted. If you last attended U.S. High School, Science Center, or more than 10 years ago, you must re-submit these transcripts from all schools attended, including those that have closed. Applicants with foreign transcripts must also include an official WES or ECE membership evaluation report along with a copy of your U.S. grade point average. Official transcripts must be submitted, and transcripts from U.S. High School, Science Center, and Science Center must be returned. (2005.11E)

Form fields include: School ID, Name of University, External Course, Degree Date, Degree Category, Degree Status, and a magnifying glass icon.

Click the magnifier to search for your school

Search window titled 'Look Up School ID' with fields for External Org ID, Description, Search Name, Organization Type, FISC Code, ATP Code, City, State, and Country.

Try searching with as little information as possible. Usually the city and state (2 letter abbreviation) works best.

Please provide thorough information for all colleges/universities attended. Add additional institutions by clicking the "+" sign.

The screenshot shows a web browser window with a navigation bar at the top containing tabs for 'Bio/Demo Info', 'Application Program', 'Educational Background', and 'Goals and Experience'. The 'Goals and Experience' tab is active. Below the navigation bar, there is a link for 'Online Application'. The main content area contains two text input fields. The first field is preceded by the question: 'What are your career goals? Please note: For this and all questions below, it may be helpful to prepare your answers in into the text field. Be sure to click the Save button after answering each question.(23003,50)'. The second field is preceded by the question: 'How do you plan to achieve those goals?(23003,136)'. Both fields are currently empty.

On the goals & Experience tab, be sure to take your time as the admissions committee reads all responses. It is important that you write well, but the content of your answers is also very important.

We're not expecting pages of information for each question. A paragraph or two is sufficient for most.

Overall GPA

Number of hours completed

Save/Continue later Previous Page Next Page

If you need to take a break and finish the application later click the "save/continue later" button.

After reading these tips, the rest of the application should be easy to work your way through. If you run into any issues please contact the recruitment office at GoToGradSchool@unthsc.edu.

Don't forget to submit all of your supporting application materials. Requirements are listed on our admissions webpage:

<http://www.hsc.unt.edu/education/gsbs/Admissions.cfm>